


## 1 Have you got everything?




Unpack the box and make sure all of these items are there:

- A. Outbound Travel Adaptor Plug (Asia/Europe Adaptor)
- B. Warranty Certificate
- C. User Guide

Note: images for reference only.

## 2 Product Overview



This adaptor allows you to use your Australian appliances when travelling overseas.

Connect the adaptor to the wall outlet.

Plug in your Australian appliance or device to the plug socket or USB port on the powerboard. You can power multiple items simultaneously if you need.

The green light of the Power LED indicates that the power is on.

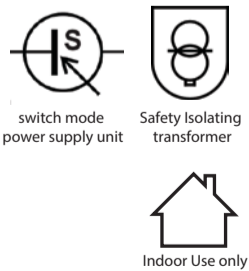
You can now use your Australian appliances or devices.

## 3 Asia/Europe Adaptor

Suitable for: Albania, Algeria, Armenia, Angola, Andorra, Austria, Azerbaijan, Balearic Islands, Bangladesh, Belgium, Bolivia, Bosnia, Brazil, Bulgaria, Burkina Faso, Burundi, Cameroon, Cape Verde, Central African Republic, Chad, Chile, China, Comoros, Congo, Croatia, Rep. Of Congo (Zaire), Cote d'Ivoire (Ivory Coast), Denmark, Djibouti, Egypt, Equatorial Guinea, Eritrea, Estonia, Faroe Islands, Finland, France, French Guiana, Gabon, Georgia, Germany, Gibraltar, Greece, Greenland, Guadeloupe, Guinea-Bissau, Hungary, Iceland, Indonesia, Iran, Iraq, Isle of Man, Israel, Italy, Jordan, Kazakhstan, Korea, Kuwait, Laos, Lebanon, Liberia, Libya, Lithuania, Luxembourg, Macedonia, Madagascar, Madeira, Mali, Martinique, Mauritania, Mauritius, Monaco, Morocco, Mozambique, Nepal, Netherlands, Niger, Norway, Oman, Pakistan, Paraguay, Peru, Philippines, Poland, Portugal, Romania, Russia, Rwanda, St. Vincent, Senegal, Serbia, Slovakia, Slovenia, Somalia, Spain, Sudan, Suriname, Sweden, Switzerland, Syria, Thailand, Togo, Tunisia, Turkey, Uruguay, Vietnam, Zambia.



## 4 Specifications



Power Supply Input	AC 110-240V, 50Hz, 2400W Max.
USB Output	USB C1 Output: 5V $\approx$ 3A, 9V $\approx$ 2.22A, 12V $\approx$ 1.66A PD20W
	USB-C2 Output: 5V $\approx$ 3A Max.
	USB-A Output: 5V $\approx$ 2.4A Max.
Total Max Loading	10A 2400W

**IMPORTANT:** This product must only be used with low wattage devices not exceeding 2400W. In countries with 110V supply, the maximum load must not exceed 1100W.

**Some countries use more than one type of plug. Check each area before you travel.**

This adaptor does not convert voltage or mains frequency (50Hz, 60Hz). Check the supply voltage/frequency and the voltage/frequency required by your appliance. **If they differ, an appropriate transformer must be used.**

## Troubleshooting

No power output from any of the sockets.

- Make sure the plug is firmly connected to the wall socket.
- Check if the wall socket has power output.

USB/USB-C charging is very slow.

- The total power output of USB/USB-C ports is limited to 3.1A and some devices require a high amount of charging power. If you connect multiple devices to the USB/USB-C ports, it may slow down the charging speed. Try disconnecting some devices and only charge one or two devices at the same time.
- Make sure the USB/USB-C cable is firmly plugged into the USB/USB-C port.
- Some USB/USB-C cables have limited charging power; try a different USB/USB-C cable to see if it improves.

USB/USB-C charging is not working at all.

- Check if the powerboard is correctly connected to the mains input.
- Make sure the USB/USB-C cable is firmly plugged into the USB/USB-C port.
- Try other USB/USB-C ports.
- Try using a different USB/USB-C cable.




## Give Us A Call



What? You mean this User Guide didn't have ALL the answers? Speak to us! We'd love to help you get up and running as quickly as possible. Call our **After Sales Support** on **1300 002 534**  
Operating hours: Monday-Friday, 8:30am-6pm; Saturday, 9am-6pm AEST

Peace of mind built-in; your new Bauhn product is covered by a 1-year warranty.



## General Safety Warnings

For the safety of yourself and others, follow all instructions and take notice of all the warnings. When adhered to, these safety precautions can reduce the risk of fire, electric shock and injury.

This product complies with Australian Safety standard AS/NZS 3105, AS/NZS 3112 to ensure the safety of the product.



The RCM is a visible indication of a product's compliance with all applicable ACMA regulatory arrangements, including all technical and record-keeping requirements.

**Some countries may use more than one type of plug. Check the area before you travel. This adaptor kit does not convert voltage or mains frequency (50Hz, 60Hz). Check the supply voltage/frequency and the voltage/frequency required by your appliance. If they differ, an appropriate transformer must be used.**

### IMPORTANT

**Protect from moisture:** Do not immerse the cord, plug, adaptors or the powerboard itself in water or other liquid, or expose the electrical connections to water. Do not touch the power plug with wet hands.

**Damage:** If the cord, plug, adaptors or powerboard are damaged, contact the after sales support line for advice. Do not attempt to open any part or replace the cord. The cord must be replaced by appropriately qualified personnel.

**Protect the power cord:** Do not let the cord touch any hot surface. Do not allow anything to rest on or roll over the power cord. Run any cords so no one steps on or trips over them. Do not run the cord near heat-producing appliances such as radiators or stoves. Only use this travel adaptor kit with the power supply cord fully unwound.

**Usage restriction:** The equipment is not intended for use by persons (including children) with reduced physical, sensory or mental capabilities, or lack of experience and knowledge, unless they have been given supervision or instruction concerning use of the equipment by a person responsible for their safety.

**Children:** Young children should be supervised to ensure they do not play with the equipment. Close supervision is always necessary when any electrical equipment is used by or near children.

**Domestic indoor use only:** This travel adaptor kit is designed for indoor use in dry places only.

Before using the unit, make sure to place it AWAY from:

- Heat sources, radiators or other products that produce heat.
- Areas with high temperatures, high humidity or direct sunlight.

- Excess dirt and dust.
- Open windows and any place where water may get to the unit.

**Disconnect:** Unplug the powerboard when it is not going to be used. Grasp the plug, not the cord, when disconnecting.

The MAINS plug or an appliance coupler is used as the disconnect device, the disconnect device shall remain readily operable.

When the product is not in use, disconnect it from the power source and store in a cool, dry and well ventilated location out of direct sunlight. Ensure that it is not subject to humidity.

**Repair:** If the unit requires repair, contact the after sales support line; never disassemble or modify the unit or attempt to service it yourself.

**Liability:** We accept no liability for any damage caused by non-compliance with these instructions or mishandling of the equipment.



**WARNING:** Only use the adaptor attachments supplied with the Universal Travel Adaptor Kit.

The adaptor attachments supplied in the travel adaptor kit must only be used with the provided powerboard.