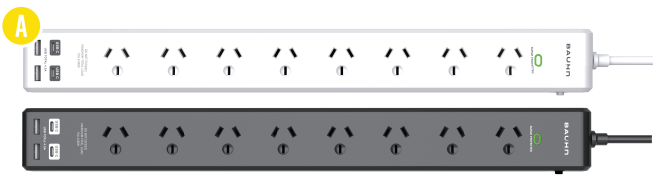



1 Have you got everything?




Note: only one power board (white/black) is supplied.



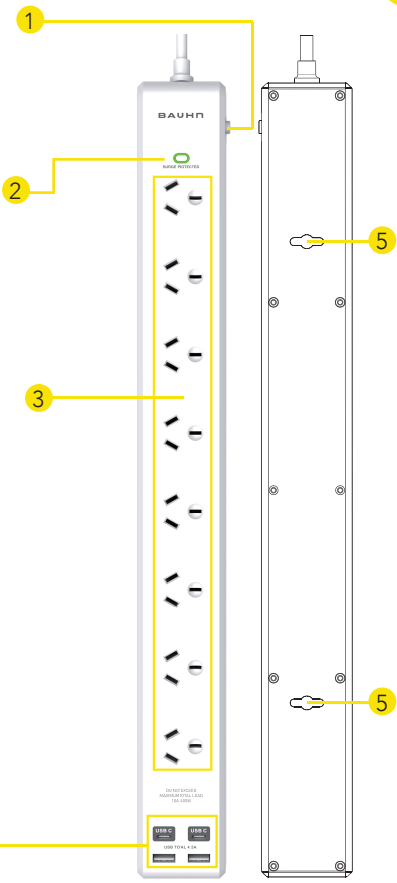
Unpack the box and make sure all of these items are there:

- A. 8-Way Surge Protection Powerboard
- B. User Guide
- C. Warranty Certificate



Product Overview 2

- 1 Overload Circuit Breaker (Resettable)  
Protects against current overload at 10 amp
- 2 Surge Protected LED Indicator  
When lit, the green light indicates that all connected devices are surge protected.
- 3 AC Sockets  
All 8 sockets are the same protected sockets and can be used interchangeably.
- 4 USB-C and USB Charging Ports  
For charging phones, tablets or other devices.
- 5 Hanging holes at the bottom of the powerboard



Troubleshooting

No power output from one of the sockets	<ul style="list-style-type: none"><li>Try other sockets. If the other sockets have power output, it's probably the contact of one faulty socket that is loose or not connected; avoid using that socket.</li></ul>
No power output from any of the sockets	<ul style="list-style-type: none"><li>Check the Active Power LED Indicator is lit green.</li><li>Check the overload circuit breaker button to see whether it's tripping, push it down to reset the circuit breaker.</li><li>Make sure the input socket for the power board has power output.</li></ul>
No output from the USB ports	<ul style="list-style-type: none"><li>Check that the USB cable is connected securely to the USB port and/or try a different USB port.</li><li>The total output current for the USB ports are 4.5A. Remove devices using the other USB ports.</li><li>Use another USB cable.</li></ul>
Power board is not turning on	<ul style="list-style-type: none"><li>Check that there is no visible damage to the plug or cord.</li><li>Ensure that the devices connected do not exceed the total maximum load (2400W, 10A). If exceeded, unplug the devices and press the overload reset button.</li></ul>

Give us a call

What? You mean this User Guide didn't have ALL the answers? Speak to us!  
We'd love to help you get up and running as quickly as possible.  
Call our **After Sales Support** on **1300 002 534**.  
Operating hours: Monday-Friday, 8:30am-6pm; Saturday, 9am-6pm AEST



Enjoy using your power board!

Well done, you made it.  
Now sit back and relax... Your power board is automatically covered by a 1-year warranty.  
How nice!





# Specifications

Input	230-240V ~ 50Hz
Output	USB-C Output: DC 5V/3A Max USB-A Output: DC 5V/2.4A Max USB Output Total: DC 5V, 4.5A Max
Total Loading	Max. 2400W
Surge Protection Maximum Energy	175J
Power Cable	1.5m
Net Weight	536g
Dimensions (L x W x H)	465 x 53 x 32.5 mm

## General Safety Warnings

This product complies with Australian Safety standard AS/NZS 3105, AS/NZS 3112 & AS/NZS 61558.2.16 to ensure the safety of the product.



The RCM is a visible indication of a product's compliance with all applicable ACMA regulatory arrangements, including all technical and record-keeping requirements.

### IMPORTANT

- **Damage:** If the power board or cord is damaged, contact the After Sales Support line for advice. Do not attempt to open the board or replace the cord. The cord must be replaced by appropriately qualified personnel.
- **Repair:** If the power board requires repair, contact the After Sales Support line; never disassemble or modify the power board or attempt to service it yourself.
- Run the power supply cord in such a way that there will be no risk of anyone pulling it inadvertently or tripping over it.
- If power supply cord is damaged, it must be replaced by an authorised service agent or similarly qualified person to avoid a hazard.
- The power board is not intended for use by persons (including children) with reduced physical, sensory or mental capabilities, or lack of experience and knowledge, unless they have been given supervision or instruction by a person responsible for their safety.
- Young children should be supervised to ensure they do not play with the power board. Close supervision is always necessary when any appliance is used by or near children.
- The product is not suitable for use in locations where children are likely to be present.
- The surge power board is designed for indoor use in dry places only.
- Do not exceed a maximum loading of 2400 watts.
- For safety reasons, always use earth connections.
- Only use the power board with the power supply cord fully unwound.
- Before installing the power board, make sure to place it away from: heat sources, radiators or other products that produce heat; areas with high temperatures, high humidity or direct sunlight; excess dirt and dust; open windows and any place where water may get to the unit.
- Do not immerse the cord, plug or the surge power board in water or other liquid, or expose the electrical connections to water or other liquid.
- Unpack the power board and keep the original packaging carton and materials in a safe place. It will help prevent any damage if the power board needs to be transported in the future, and you can use it to store the power board when it is not in use.
- The power board should always be repacked in its original packaging whenever transporting to prevent any possible damage to the product.
- **When not in use:** Disconnect from the power source and store in a cool, dry and well ventilated location out of direct sunlight, and not subject to humidity.
- **Warning:** The socket outlet should be located near the equipment and should be easily accessible.

#### Responsible disposal of the product

At the end of its working life, do not throw this product out with your household rubbish. An environmentally friendly method of disposal will ensure that valuable raw materials can be recycled. Contact your local authority for your nearest recycling centre. Electrical and electronic items contain materials and substances which, if handled or disposed of incorrectly, could potentially be hazardous to the environment and human health.

#### Responsible disposal of the packaging

The packaging of the product has been selected from environmentally friendly materials and can usually be recycled. Please ensure these are disposed of correctly. Plastic wrapping can be a suffocation hazard for babies and young children, please ensure all packaging materials are out of reach and are safely disposed of. Please ensure they are offered for recycling rather than throwing these materials away.

#### Cleaning the product

Only use a soft, dry cloth for cleaning the product; do not use a damp cloth. Never clean with industrial strength polish, wax, benzene, paint thinner, air freshener, lubricant, detergent or other chemicals. Wipe off any moisture, dirt or dust on the power sockets and plug pins with a clean, dry cloth.