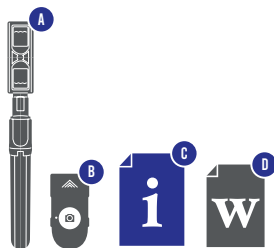


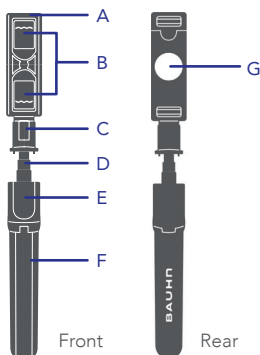
1 Have you got everything?



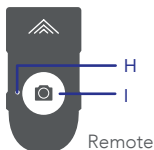
- A. Bluetooth® Selfie Stick
- B. Remote Control
- C. User Guide
- D. Warranty Certificate



2 Product Overview



- A. Phone mount
- B. Phone mount clips
- C. Adjustable angle arm
- D. Extendable pole
- E. Remote holder
- F. Handle/tripod legs
- G. Mirror
- H. LED indicator
- I. Capture button

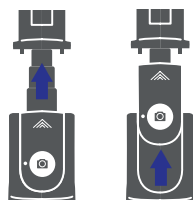


Remote

3 Operation

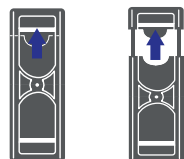
Connect To The Remote

- Slide the extendable pole out and push the remote out.
- Press and hold the capture button on the remote until the LED indicator starts flashing.
- Turn on your smart phones Bluetooth® and select 'SelfieCom' from the list of found devices. Once connected, the LED indicator will stop flashing. (The remote will automatically turn off after 5 minutes if not paired).
- Press and hold the capture button to turn the remote off. The LED indicator will flash 3 times.



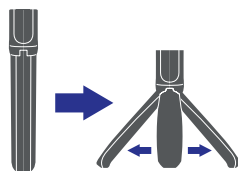
Mounting Your Smart Phone

- Open both the phone mount clips and extend the phone mount until your smart phone can fit in as illustrated.
- Slide your smart phone and the phone mount will automatically tighten.



Taking A Picture Through The Remote

- Slide the extendable pole out to the desired length (up to 700mm).
- Adjust the angle arm to the desired angle and phone mount to the desired front/rear camera.
- Press the capture button on the remote to take a photo. The LED indicator will flash once.
- To set up for use as a tripod, push out the 3 tripod legs on the bottom of the handle.



Troubleshooting

Remote is not working

- Check that the smart phone is paired with the remote.
- For Android devices, go to your camera settings and set your volume key as the capture function.
- The remote control will automatically power off after 10 minutes of inactivity. Press and hold the capture button to turn the remote on again.
- The battery in this remote is non-replaceable for safety purposes. Please contact our After Sales Support if the remote is not working for a replacement.

Give us a call

What? You mean this User Guide didn't have ALL the answers? Speak to us! We'd love to help you get up and running as quickly as possible.

Call our **After Sales Support** on **1300 002 534**.

Operating hours: Monday-Friday, 8:30am-6pm; Saturday, 9am-6pm AEST

Enjoy using your product!

Well done, you made it.
Now sit back and relax... your product is automatically covered by a 1-year warranty.
How nice!





Specifications

Battery	CR1632 3V (non-replaceable)
Bluetooth	V4.0
Connection distance	<10m
Dimensions	195 x 51 x 35mm
Weight	140g

General Safety Warnings

For the safety of yourself and others, follow all instructions and take notice of all the warnings. When adhered to, these safety precautions can reduce the risk of fire, electric shock and injury.

This product complies with Australian Safety standard AS/NZS 62368.1 to ensure the safety of the product.



The RCM is a visible indication of a product's compliance with all applicable ACMA regulatory arrangements, including all technical and record-keeping requirements.

IMPORTANT

Plastic wrapping can be a suffocation hazard for babies and young children, so ensure all packaging materials are out of their reach.

To prevent environmental factors (dampness, dust, food, liquid etc.) harming the power bank, only use it in a well-ventilated, clean and dry environment, away from excessive heat or moisture.

Keep the product away from direct sunlight or heat sources.

In case of damage, do not disassemble, repair or modify the product yourself. Contact After Sales Support for advice on repair or replacement, or refer servicing to qualified personnel only.

Children should be supervised to ensure they do not play with the product.

Do not put any object on top of the product.

Do not place or store appliance where it can fall or be pulled into a bath or sink.

This product is not intended for use by persons (including children) with reduced physical, sensory or mental capabilities, or lack of experience and knowledge, unless they have been given supervision or instruction concerning use of the product by a person responsible for their safety.

Do not expose the product to microwaves.

Clean using a dry cloth only. Do not use water or chemicals.

Keep the product away from oils, chemicals or any other organic liquids.

Use this appliance only for its intended purpose as described in this guide.

Responsible disposal of the packaging

The packaging of your product has been selected from environmentally friendly materials and can usually be recycled. Please ensure these are disposed of correctly. Plastic wrapping can be a suffocation hazard for babies and young children, please ensure all packaging materials are out of reach and are safely disposed of. Please recycle these materials rather than throwing them away.

Responsible disposal of the product

At the end of its working life, do not throw this product out with your household rubbish. An environmentally friendly method of disposal will ensure that valuable raw materials can be recycled. Electrical and electronic items contain materials and substances which, if handled or disposed of incorrectly, could potentially be hazardous to the environment and human health.



WARNING: Contains button or coin cell battery. Hazardous if swallowed



DANGER
if swallowed

WARNING!

This product contains a coin/button cell battery inside. Keep batteries out of reach of children. Swallowing may lead to serious injury or death in as little as 2 hours due to internal burns.

If swallowed, immediately call the 24-hour Poisons Information Centre on 13 11 26 for fast expert advice. Dispose of used batteries immediately.

This product has been designed so that the coin/button cell battery is not accessible to young children, as the battery compartment cover is secured with a screw or mechanical fastener. Always ensure that the compartment is secured before use.